

Q1. i)

Part A) solve for $[Z]\{C\} = \{0\}$

$$(1) y(x) = C_1 \sin rx + C_2 \cos rx + C_3 \sinh rx + C_4 \cosh rx$$

$$(2) \frac{dy}{dx} =$$

} Given in class

$$(3) \frac{d^2 y}{dx^2} =$$

$$(4) \frac{d^3 y}{dx^3} =$$

Boundary conditions

At $x=0$

$$x=0, y=0$$

$$\frac{dy}{dx} = 0$$

\therefore from eqn (1)

$$y(0) = 0 = C_1 \times 0 + C_2 \times 1 + C_3 \times 0 + C_4 \times 1$$

$$C_2 + C_4 = 0 \quad (a)$$

from eqn (2)

$$\frac{dy}{dx} = 0 = C_1 r \times 1 - C_2 r \times 0 + C_3 r \times 1 + C_4 r \times 0$$

$$(C_1 + C_3) r = 0 \quad (b)$$

$$A) \quad x=L$$

$$x=L, \quad y=0$$

$$\frac{d^2 y}{dx^2} = 0$$

from eqn (1)

$$(c) \quad y(L)=0 = C_1 \sin \pi L + C_2 \cos \pi L + C_3 \sinh \pi L + C_4 \cosh \pi L$$

from eqn (3)

$$(d) \quad \frac{d^2 y}{dx^2} = 0 = -\pi^2 C_1 \sin \pi L - \pi^2 C_2 \cos \pi L + \pi^2 C_3 \sinh \pi L + \pi^2 C_4 \cosh \pi L$$


Combine (a), (b), (c) & (d)

$$[Z] = \begin{bmatrix} 0 & 1 & 0 & 1 \\ \pi & 0 & \pi & 0 \\ \sin(\pi L) & \cos(\pi L) & \sinh(\pi L) & \cosh(\pi L) \\ -\pi^2 \sin(\pi L) & -\pi^2 \cos(\pi L) & \pi^2 \sinh(\pi L) & \pi^2 \cosh(\pi L) \end{bmatrix}$$

$$\{C\} = \begin{Bmatrix} C_1 \\ C_2 \\ C_3 \\ C_4 \end{Bmatrix}$$

$$\{0\} = \begin{Bmatrix} 0 \\ 0 \\ 0 \\ 0 \end{Bmatrix}$$

Q1. i) Part B



mode 1



mode 2



mode 3

Q1. ii) Part A

At $x=0$

$$x=0, y=0$$

$$\frac{dy}{dx} = 0$$

Same as i)

$$(a) \quad C_2 + C_4 = 0$$

$$(b) \quad (C_1 + C_3) \pi = 0$$

At $x=L$

$$x=L, \quad \frac{\partial y}{\partial x} = 0$$

$$\frac{\partial^3 y}{\partial x^3} = 0$$

from eqn (2)

$$(c) \quad \frac{dy(L)}{dx} = 0 = C_1 \pi \cos \pi L - C_2 \pi \sin \pi L + C_3 \pi \cosh \pi L + C_4 \pi \sinh \pi L$$

from eqn (4)

$$(d) \quad \frac{\partial^3 y}{\partial x^3} = 0 = -C_1 \pi^3 \cos \pi L - C_2 \pi^3 \sin \pi L + C_3 \pi^3 \cosh \pi L + C_4 \pi^3 \sinh \pi L$$

$$[Z] = \begin{bmatrix} 0 & 1 & 0 & 1 \\ r & 0 & r & 0 \\ r \cos(rL) & -r \sin(rL) & r \cosh(rL) & r \sinh(rL) \\ -r^3 \cos(rL) & -r^3 \sin(rL) & r^3 \cosh(rL) & r^3 \sinh(rL) \end{bmatrix}$$


$$\{C\} = \begin{Bmatrix} c_1 \\ c_2 \\ c_3 \\ c_4 \end{Bmatrix}$$

$$\{0\} = \begin{Bmatrix} 0 \\ 0 \\ 0 \\ 0 \end{Bmatrix}$$

Part B



mode 1



mode 3



mode 2

Q1. iii)

Part A)

At $x=0$

$$x=0, y=0$$

$$\frac{\partial^2 y}{\partial x^2} = 0$$

from (1)

$$(a) \quad C_2 + C_4 = 0$$

from (3)

$$(b) \quad \frac{\partial^2 y}{\partial x^2} = 0 = -C_1 \tau^2 x^0 + C_2 \tau^2 x^1 + C_3 \tau^2 x^0 + C_4 \tau^2 x^1$$
$$(+C_2 + C_4) \tau^2 = 0$$

At $x=L$



$$S = EI \frac{\partial^3 y}{\partial x^3}$$

$$S = EI \left(\frac{d^3 \bar{Y}}{dx} \right)_{x=L} e^{i\omega t}$$

$$s \downarrow \circ \downarrow y(L, t) = \bar{Y}(L) e^{i\omega t}$$

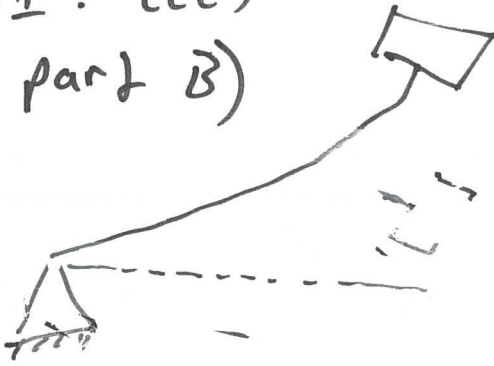
$$S = m \ddot{y}$$

$$S = -m \frac{EI}{\rho A} \omega^2 \bar{Y}(L) e^{i\omega t}$$


$$\text{where } \omega = \tau L$$

set equal to each other and solve


Q1. iii)
part B)



Mode 1



mode 2



mode 3

Q1 iv)

A)

At $x=0$ same as in iii)

a) $C_2 + C_4 = 0$

b) $(C_2 + C_4) r^2 = 0$

At $x=L$

- Shear force summation is same as for part iii)

\therefore c) $\left(\frac{d^3 Y}{dx^3} \right)_{x=L} + \frac{m(rL)^2}{\rho A} Y(L) = 0$

eqn 4 *eqn 1*

- Because no rotation

d) $M = -EI \left(\frac{d^2 Y}{dx^2} \right)_{x=L} = 0$

eqn 3

for [Z] combine a), b), c) & d) after subbing in equation 1, 3, & 4 as required

B)



Mode 1



Mode 2



Mode 3

Q2 The roots $\lambda_r L$ are given on page 5 of the lecture handout.

$$\omega_r = \left(\frac{\lambda_r L}{L} \right)^2 \sqrt{\frac{E I}{\rho A}} = 14.31 (\lambda_r L)^2 \text{ rad/s}$$

$$= 136.7 (\lambda_r L)^2 \text{ rev/min}$$

Q3 Free ends $\therefore \frac{d^2 y}{dx^2} = \frac{d^3 y}{dx^3} = 0$ at $x=0$ and $x=L$

This leads to the four boundary condition equations:

$$\begin{bmatrix} 0 & -\lambda^2 & 0 & \lambda^2 \\ -\lambda^3 & 0 & \lambda^3 & 0 \\ -\lambda^2 s & -\lambda^2 c & \lambda^2 sh & \lambda^2 ch \\ -\lambda^3 c & \lambda^3 s & \lambda^3 ch & \lambda^3 sh \end{bmatrix} \begin{bmatrix} c_1 \\ c_2 \\ c_3 \\ c_4 \end{bmatrix} = \begin{bmatrix} 0 \\ 0 \\ 0 \\ 0 \end{bmatrix}$$

where $s = \sin \lambda L$, $c = \cos \lambda L$, $sh = \sinh \lambda L$, $ch = \cosh \lambda L$

$$\det[Z] = \lambda^{10} \left\{ -(-1) \cdot \begin{vmatrix} -1 & 1 & 0 \\ -s & sh & ch \\ -c & ch & sh \end{vmatrix} - 1 \cdot \begin{vmatrix} -1 & 0 & 1 \\ -s & -c & sh \\ -c & s & ch \end{vmatrix} \right\} = 0$$

$$= \lambda^{10} \left\{ -1 \cdot (sh^2 - ch^2) - 1 \cdot (-s \cdot sh + c \cdot ch) \right. \\ \left. + (-c \cdot ch - s \cdot sh) - 1 \cdot (-s^2 - c^2) \right\} = 0$$

Noting that $ch^2 - sh^2 = 1$ and $c^2 + s^2 = 1$, frequency equation becomes

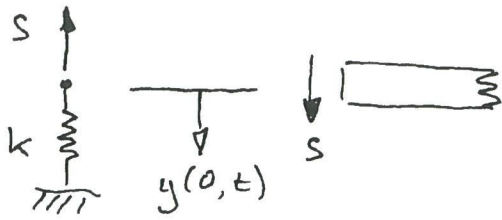
$$\lambda^2 (1 - \cos \lambda L \cdot \cosh \lambda L) = 0$$

A free-free beam has 2 rigid body modes.

FEbeam.m is a Matlab program that uses the finite element method to analyse uniform beams. It's one of the options in the suite of animated help files that can be downloaded from the WebCT site. Follow the instructions to download the programs.

Q4

3.2

At $x=0$:

Check the correct use of the sign convention defining the positive directions for S and y .

Beam:
$$S = EI \left(\frac{\partial^3 y}{\partial x^3} \right)_{x=0}$$

Spring:
$$S = -k \cdot y(0,t) \quad [S \text{ \& } y \text{ are in opposite directions}]$$

Put $y(x,t) = Y(x) \cos \omega t$ and eliminate S to give

$$EI \left(\frac{d^3 Y}{dx^3} \right)_{x=0} + k \cdot Y(0) = 0$$

Substitute for $Y(x)$ and put $x=0$. Hence,

$$EI \lambda^3 (-C_1 + C_3) + k(C_2 + C_4) = 0$$

Also at $x=0$, $\frac{d^2 Y}{dx^2} = 0$ (No bending moment at pinned end)

$$\therefore -\lambda^2 C_2 + \lambda^2 C_4 = 0$$

For the clamped end at $x=L$, $Y(L) = \left(\frac{dY}{dx} \right)_{x=L} = 0$

Q5

Pinned end at $x=0$. $y=0$ and $\frac{\partial^2 y}{\partial x^2} = 0$

Free end at $x=L$. $\frac{\partial^2 y}{\partial x^2} = 0$ and $\frac{\partial^3 y}{\partial x^3} = 0$

This leads to :

$$\begin{bmatrix} 0 & 1 & 0 & 1 \\ 0 & -\lambda^2 & 0 & \lambda^2 \\ -\lambda^2 s & -\lambda^2 c & \lambda^2 sh & \lambda^2 ch \\ -\lambda^3 c & \lambda^3 s & \lambda^3 ch & \lambda^3 sh \end{bmatrix} \begin{pmatrix} c_1 \\ c_2 \\ c_3 \\ c_4 \end{pmatrix} = \begin{pmatrix} 0 \\ 0 \\ 0 \\ 0 \end{pmatrix} \quad \begin{array}{l} (a) \\ (b) \\ (c) \\ (d) \end{array}$$

$$\text{or } [Z] \{C\} = \{0\}$$

Expanding $\det[Z] = 0$ gives

$$2 \lambda^7 (\sin \lambda L \cdot \cosh \lambda L - \cos \lambda L \cdot \sinh \lambda L) = 0$$

Beam has one rigid body mode. Dividing by $\cos \lambda L \cdot \cosh \lambda L$ gives:

$$\lambda (\tan \lambda L - \tanh \lambda L) = 0$$

Mode shapes:

(a) and (b) imply that $c_2 = c_4 = 0$

(c) gives $c_3 = \frac{\sin \lambda_r L}{\sinh \lambda_r L} \cdot c_1$

With $c_1 = 1$, the mode shape expression is

$$Y_r(x) = \sin \lambda_r x + \frac{\sin \lambda_r L}{\sinh \lambda_r L} \sinh \lambda_r x$$